USED ON
–

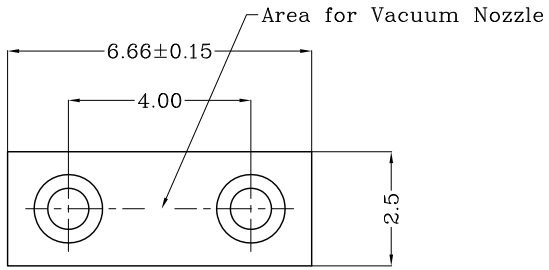

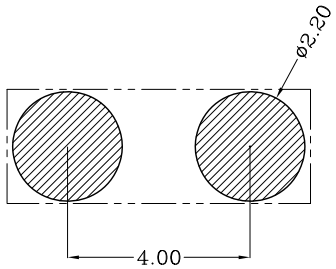

Recommended PCB Layout

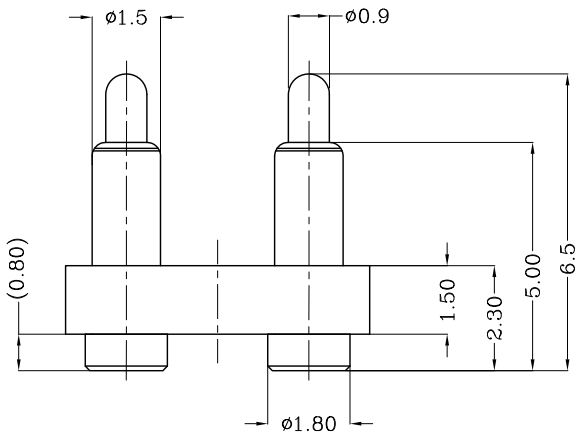

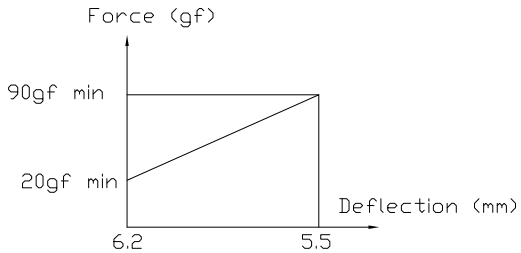

Notes:
1 Material, Housing: PA 4.6 (30% Glass Filled)
Color Black.
Contact: Brass
2 Mechanical demands:
Plating Plunger: Min 0.4Um Au over 1.25um Ni
Plating Body: Min 0.1Um Au over 1.25um Ni.

DWG NO. C-100154

THIS INFORMATION IS CONFIDENTIAL AND IS DISCLOSED TO YOU ON CONDITION THAT NO FURTHER DISCLOSURE IS MADE BY YOU TO OTHER THAN TOP-LINK PERSONNEL WITHOUT WRITTEN AUTHORIZATION FROM TOP-LINK LTD.

LOC –
DIST –

LTR	REVISION RECORD	APVD	DATE
	Update remark		2007/12/03

DIMENSIONS IN MM
TOLERANCES UNLESS OTHER SPECIFIED
0 = ±-
0.0 = ±0.15
0.00 = ±0.10
0.000 = ±
ANGLE: ±1°
SURF TEXTURE: 3.2
REMOVE BURRS. BREAK SHARP EDGES R0.05 MAX
DO NOT SCALE PRINT

MATL 1	HT TR —		FIN —
DWN	APVD	top-link Electronics	Top-Link Electronics Ltd.
CHK	REL		
NAME	BATTERY POGO CONNECTOR 2 POSITIONS PGC-1.5-6.5-R-2P-4.0PH		
SCALE 1:1	A4	DWG NO. C-100154	SHEET 1 OF 1 / REV B

100154-2
PART NUMBER

4 3 2 1
D C B A