

Item	Part name	Q'ty/Ea	Material	Finish
1	HSG	1	High temp. Plastic U194 V-0 Color Black	_____
2	Body	8	Leaded Brass	Gold plating over Nickel plating
3	Plunger	8	Leaded Brass	Gold plating over Nickel plating
4	Spring	8	Stainless steel wire	_____
5				

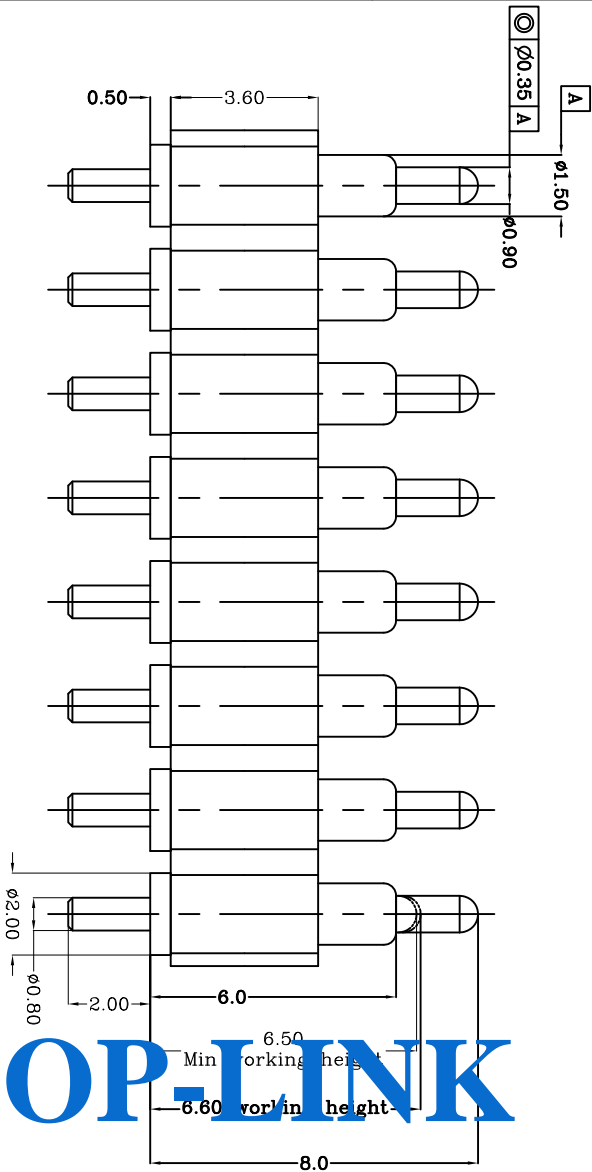
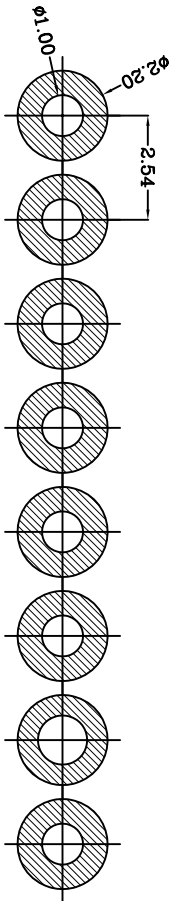


Table 1 Mechanical performance		
working height	6.60mm	115±30gf <2.1>
Durability	10,000cycle	

4 RoHS compliant.


110984-8

Recommended PCB Layout



DIST		

DIST	NEW	2013/04/23
---	Rev.	Date.
---	Revision record.	

Top-Link Electronics Ltd.		Type	Unit	Weight
TOLERANCES UNLESS OTHERWISE SPECIFIED		DWG: JERRY	APVD:	 Top-Link Electronics Ltd.
0.0 = ± 0.15 0.00 = ± 0.10 0.000 = \pm		CHK:	REL:	
Name Customer drawing Angle: \neq SURF TEXTURE: REMOVE BURRS. BREAK SHARP EDGES R0.5 MAX DO NOT SCALE PRINT.				
Scale 1:1	Size A4	DWG No. C-110984	Page 1/1	Rev. 1