Item	Part name	Q'ty/Ea'	Material	Finish
1	HSG	1	High temp.Plastic UL94 V-0 Color Black	————
2	Body	4	Leaded Brass	Gold plating over Nickel plating
3	Plunger	4	Leaded Brass	Gold plating over Nickel plating
4	Spring	4	Stainless steel wire	————

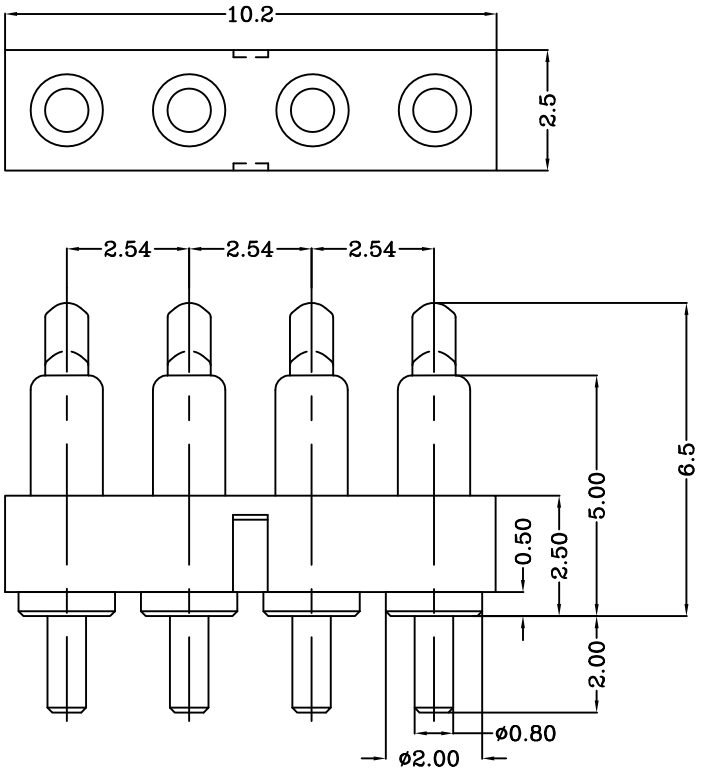

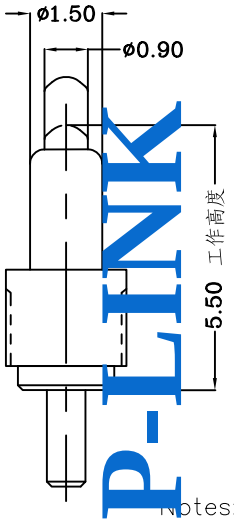

Table 1 Mechanical performance		
working height	5.5mm	75±25gf <2.1>
Durability	10000cycle	

Notes:
1 Demensions shall be interpreted per ASME Y14.5M.
2 Mechanical performance(See the table 1)
<2.1>The force is the average of forces obtained when plunger goes downwards and upwards.
3 Electrical performance
Resistance: 30mOhm Max.Current rating: 2.0A
4 Packaging Spec.Comformance to EIA 481
5 RoHS compliant.

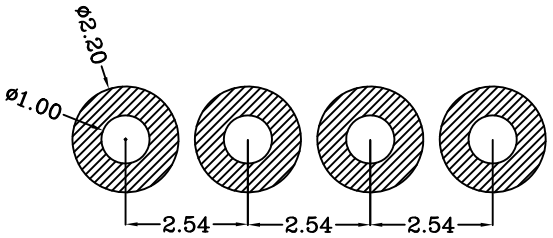

Recommended PCB Layout

110875-4
PART NUMBER

Top-Link Electronics Ltd.	Type Customer drawing	Unit mm		Weight	
TOLERANCES UNLESS OTHER SPECIFIED 0. = ± – 0.0 = ± 0.15 0.00 = ± 0.10 0.000= ± – Angle: ±1° SURF TEXTURE: REMOVE BURRS. BREAK SHARP EDGES R0.05 MAX.DO NOT SCALE PRINT.	DWN: Cai wanlu	APVD:	top-Link Electronics	Top-Link Electronics Ltd.	
	CHK:	REL:			
	Name Customer drawing				
	Scale 1:1	Size A4	DWG No. C-110875	Page 1/1	Rev. A

Rev.	Revision record.	Date.
	NEW	2012/06/18

DIST ———
DIST ———

DWN No.: C-110875

THIS INFORMATION IS CONFIDENTIAL AND IS DISCLOSED TO YOU ON CONDITION THAT NO FURTHER DISCLOSURE IS MADE BY YOU TO OTHER THAN TOP-LINK PERSONNEL WITHOUT WRITTEN AUTHORIZATION FROM TOP-LINK LTD.

TOP-LINK